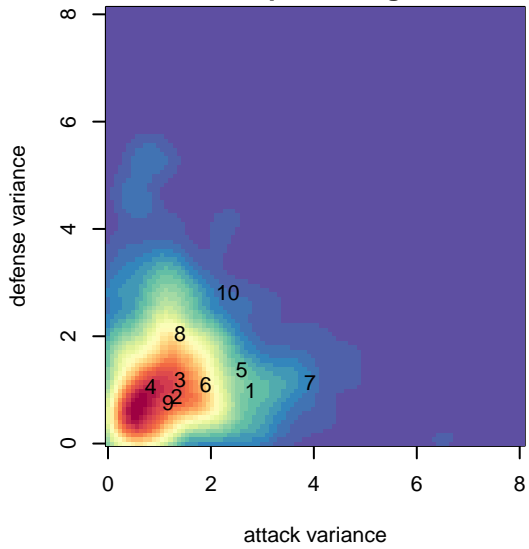
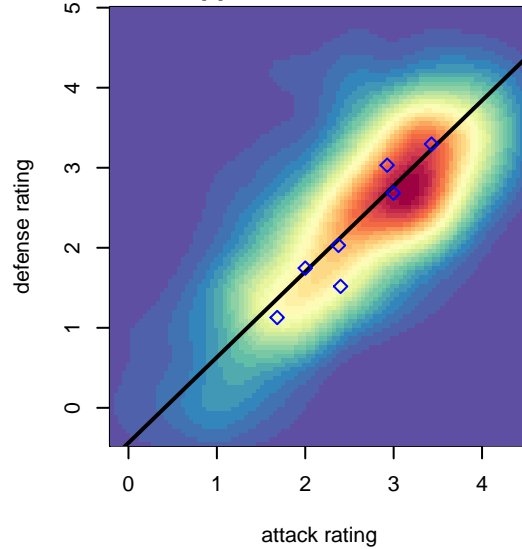


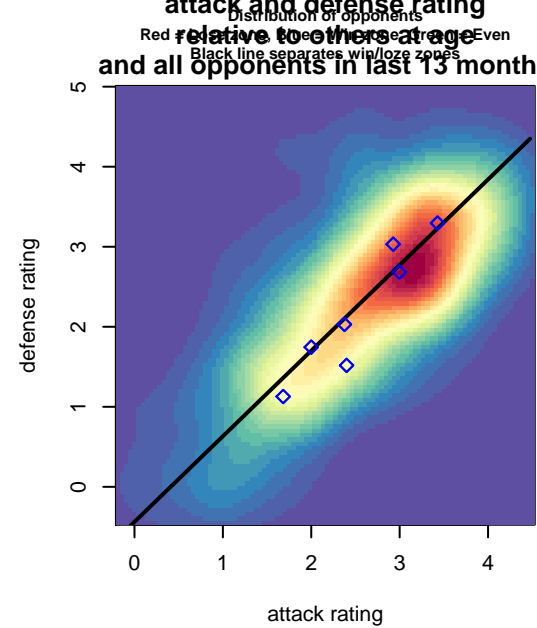
**attack and defense variance (black dot)
relative to other teams
and top 10 in region**



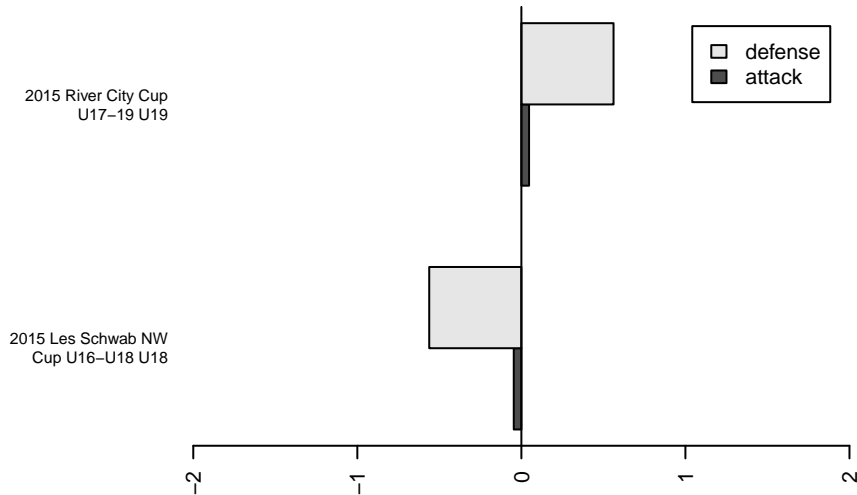
**attack and defense rating
relative to others at age
and all opponents in last 13 months**



**attack and defense rating
relative to other age
and all opponents in last 13 months**

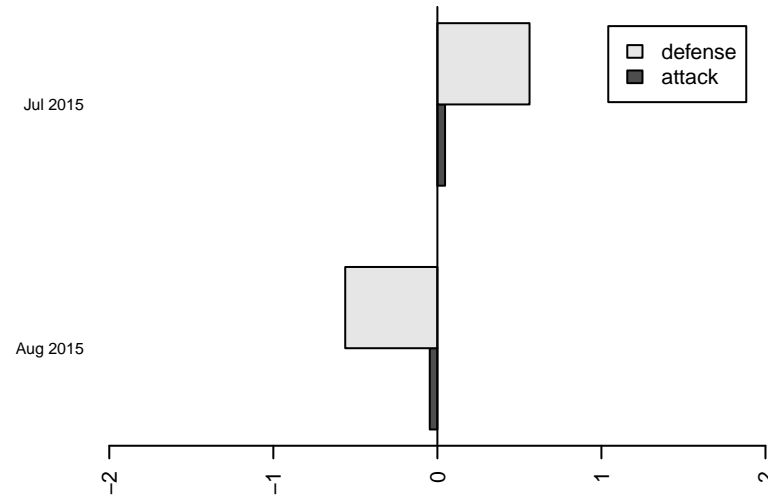


Performance relative to 13 month average



average number of goals per game relative to expected

Performance relative to 13 month average



average number of goals per game relative to expected

lot. A=Neither has attack advantage, B=Opponent has both attack and defense advantage, C=Opponent has both attack and defense disadvantage, D=Both have

date	home		away		venue	pred.home	pred.away
2015-08-16	CB United B97	0	FC Spokane Black 1999B	2	2015 Les Schwab NW Cup U16-U18 U18	0.92	1.68
2015-08-15	Washington East SC B00	1	FC Spokane Black 1999B	2	2015 Les Schwab NW Cup U16-U18 U18	0.41	2.62
2015-08-14	SSC Shadow A B98	3	FC Spokane Black 1999B	1	2015 Les Schwab NW Cup U16-U18 U18	1.72	0.50
2015-08-14	Washington East SC B99	3	FC Spokane Black 1999B	0	2015 Les Schwab NW Cup U16-U18 U18	1.71	0.39
2015-07-26	FC Spokane Black 1999B	2	ASE Royal B97	0	2015 River City Cup U17-19 U19	0.94	0.84
2015-07-26	Washington East SC Seely B97	3	FC Spokane Black 1999B	0	2015 River City Cup U17-19 U19	2.87	0.26
2015-07-25	FC Spokane Black 1999B	0	Washington East SC Seely B97	2	2015 River City Cup U17-19 U19	0.26	2.87
2015-07-24	FC Spokane Black 1999B	1	Breakers Black 1999B	0	2015 River City Cup U17-19 U19	1.34	0.67